

Who We Are

The College of Engineering plays a central role in the mission of UC Davis, one of the nation's top public research universities. The College integrates teaching, research and service to society, advancing the leading edge of engineering knowledge and training the next generation of engineers who will make a difference in our world.

research

hands-on skills



UC DAVIS

COLLEGE OF ENGINEERING

Annual Faculty Meeting
May 22, 2013

historical

collaborative culture

MEETING MINUTES

- UNIVERSITY OF CALIFORNIA, DAVIS
VOLUME XXXVIII, NO. 3
- ACADEMIC SENATE
- MINUTES (posted to COE Intranet)
- REGULAR MEETING
- FACULTY OF THE COLLEGE OF ENGINEERING
(DAVIS)
- May 22, 2013, 3:30 p.m., room 1065 Kemper Hall

Order of Business

- 1. Announcements by the President, Mark Yudof (none)

- 2. Announcements by the Vice-Chair, Bernard Levy
 - Slides to follow

Executive Committee Activities

- Reviewed COE Information Technology Strategic Plan.
- Reviewed six course materials fees.
- Continued discussion regarding implementation of a COE “technology” fee.
- Reviewed and commented on proposed revisions to the academic personnel process (STAPP Report).
- CEC submitted a strong statement to the campus on the issue of impacted enrollments for lower division math/science courses.
- Reviewed proposed system-wide safety policies, provided comment.

Executive Committee Activities Cont.

- Reviewed proposed Incentive-Based budget model for faculty resources.
- Continued discussion on campus “2020 Initiative”.
- Reviewed retention statistics for COE undergraduate students.
- Voted to approve the formation of a new COE standing committee for information technology.
- Reviewed the COE budget process with Dean Lavernia and Assistant Dean Lefkoff.
- Met with new campus safety coordinator Veronica Thron, who will be working with COE on compliance to system-wide safety policies.
- Reviewed long-range enrollment plan and COE diversity report.

ORDER OF BUSINESS

3. Announcements by Dean, Enrique J. Lavernia

Separate Presentation

New Faculty since January 2012

Stavros Vougioukas (BAE) appointed 1/2/2012

Stephen Robinson (MAE) appointed 7/1/2012

Jerry Woodall (ECE) appointed 7/1/2012

Vivek Srinivasan (BME) appointed 7/1/2012

Jane Gu (ECE) appointed 8/10/2012

Masakazu Soshi (MAE) appointed 11/1/12

Barbara Linke (MAE) appointed 11/1/12



Faculty Searches in Progress

Department Chair (ECE)
Bioinformatics (BME)
Bioengineering (BME)
Hyundai Director (MAE)

REPORTS FROM STANDING COMMITTEES

Committee on Undergraduate Educational Policy,
Amit Kanvinde, Chair

Awards Committee, Anh-Vu Pham, Chair
Report presented by Ian Kennedy

REPORTS CONTINUED....

Research and Library Committee,
Natarajan Sukumar, Chair

Committee on Graduate Study,
Kwan-Liu Ma, Chair

Committee on Student Recruitment, Development,
and Welfare, Adam Moule, Chair

Order of Business continued...

4. Special orders (none)
5. Petitions of students (none)
6. Unfinished business (none)
7. New business: *Proposed Bylaw Changes*

Proposed Bylaw Changes

- **SEE HANDOUT**

- Adding new Senate Standing Committee for Information Technology and Innovation Services (ITIS). **(faculty voted all in favor of this new committee)**
- Adding new Regulation VI regarding prerequisites. **(faculty voted all in favor of this new regulation)**
- Adding new term of service for the Undergraduate Education Policy Committee (UGEP). **(faculty voted all in favor of this change for this committee)**
- **46 senate members attended this annual meeting**

COE Standing Committees 2013/14

EXECUTIVE COMMITTEE

Mark Grismer	BAE
Michael Savageau	BME
Marjorie Longo	CHMS
Jason DeJong	CEE
Felix Wu	CS
Bernard Levy, Chair	ECE
Niels Jensen, Vice-Chair	MAE

COE Standing Committees 2013/14

COMMITTEE ON STUDENT RECRUITMENT, DEVELOPMENT AND WELFARE

Stavros Vougioukas	BAE
Laura Marcu	BME
Adam Moule	CHMS
Alissa Kendall	CEE
Hao Chen	CS
Stephen O'Driscoll	ECE
Valeria La Saponara	MAE

COE Standing Committees 2013/14

COMMITTEE ON UNDERGRADUATE EDUCATIONAL POLICY

Michael Delwiche

BAE

Tony Passerini

BME

Nael El-Farra

CHMS

Amit Kanvinde

CEE

Phillip Rogaway

CS

Kent Wilken

ECE

Michael Hill

MAE

COE Standing Committees 2013/14

AWARDS COMMITTEE

Bruce Hartsough

Kathy Ferrara

Roland Faller

Bassam Younis

Bertram Ludaescher

Venkatesh Akella

Ian Kennedy

BAE

BME

CHMS

CEE

CS

ECE

MAE

COE Standing Committees 2013/14

RESEARCH & LIBRARY COMMITTEE

Julia Fan

BAE

Vivek Srinivasan

BME

Pieter Stroeve

CHMS

Natarajan Sukumar

CEE

Nelson Max

CS

Charles Hunt

ECE

Fidelis Eke

MAE

COE Standing Committees 2013/14

COMMITTEE ON GRADUATE STUDY

Niels Jensen	DAS
Fadi Fathallah	BAE
Kent Leach	BME
Yayoi Takamura	CHMS
Frank Loge	CEE
John Harvey	TTP
Kwan-Liu Ma	CS
Qing Zhao	ECE
David Horsley	MAE

College of Engineering Budget Briefing

Presented to:

Annual faculty meeting – May 22, 2013

Provost and Executive Vice Chancellor – June 13, 2013

College Overview

- Undergraduate majors: 3,852
 - Growth since 2011 = 389. Freshman increase 24%; better retention.
 - Goal for 2013: increase transfers-freshman ratio
- Graduate students: 1,167; 36% international
 - Includes 799 PhD students
- Senate faculty: 202 heads; 180.4 filled FTE
- Unrestricted fund expenditures = \$51.4 million
- Extramural expenditures = \$87.1 million (FY 2011-12)
 - Includes gifts expended = \$3.4 million
 - Nearly all restricted

Head counts: Fall 2012.

COE Operational Budget, 2012-13

Unrestricted funds (GF, ICR), projected

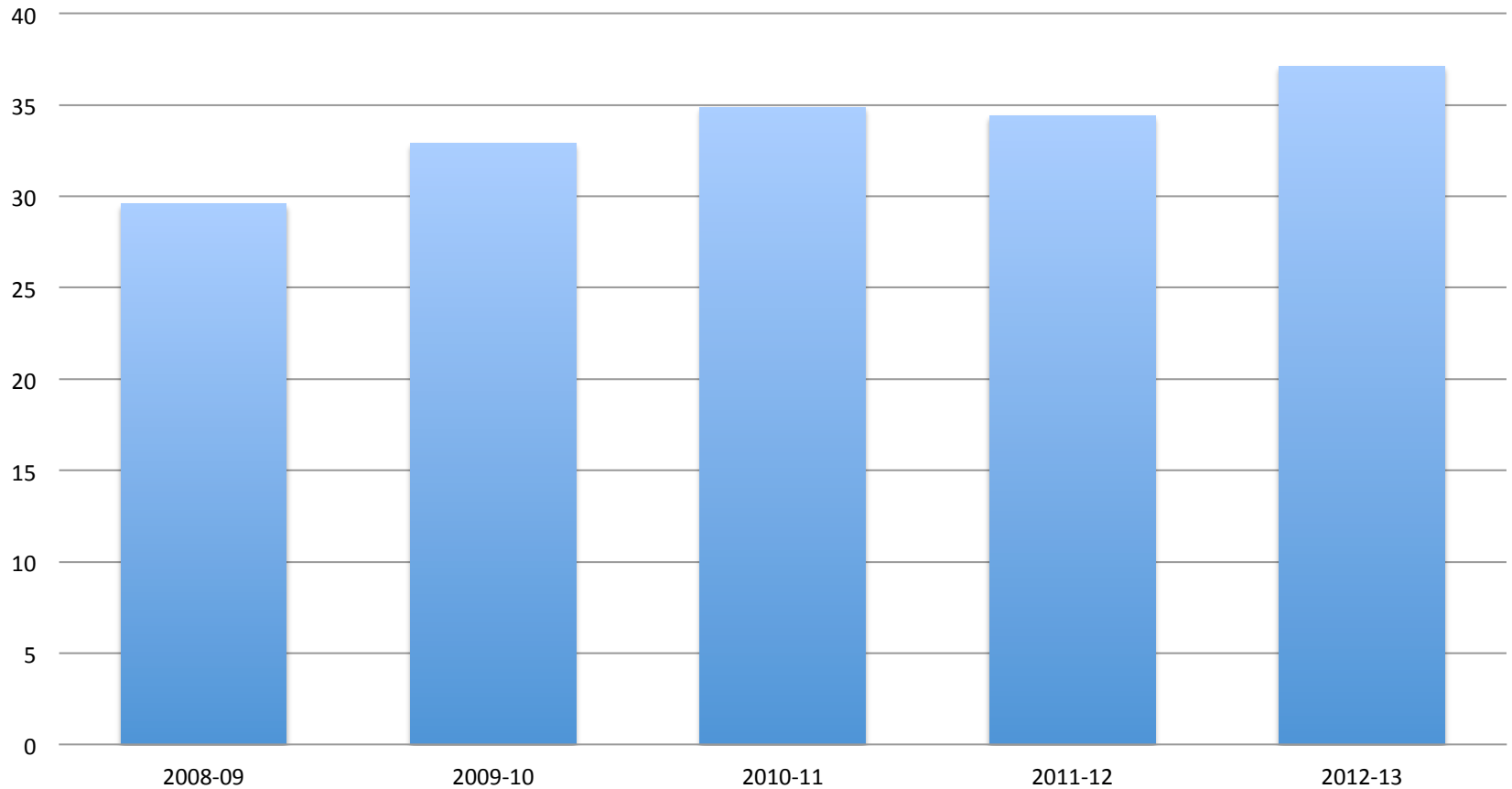
- Operational costs and revenues are generally balanced
 - Total expenditures (unrestricted funds only) = \$51.4M
 - Major costs:
 - Faculty salaries – 42%
 - Staff salaries – 14%
 - Faculty and staff benefits – 18%
 - Teaching Assistants – 4% (fee remission paid by campus)
 - Graduate Student Researchers – 6% (fee remission paid by campus)
 - Supplies – 6%
 - OP tax – 3%

Budget Changes, 2013-14

Unrestricted funds (GF, ICR), anticipated

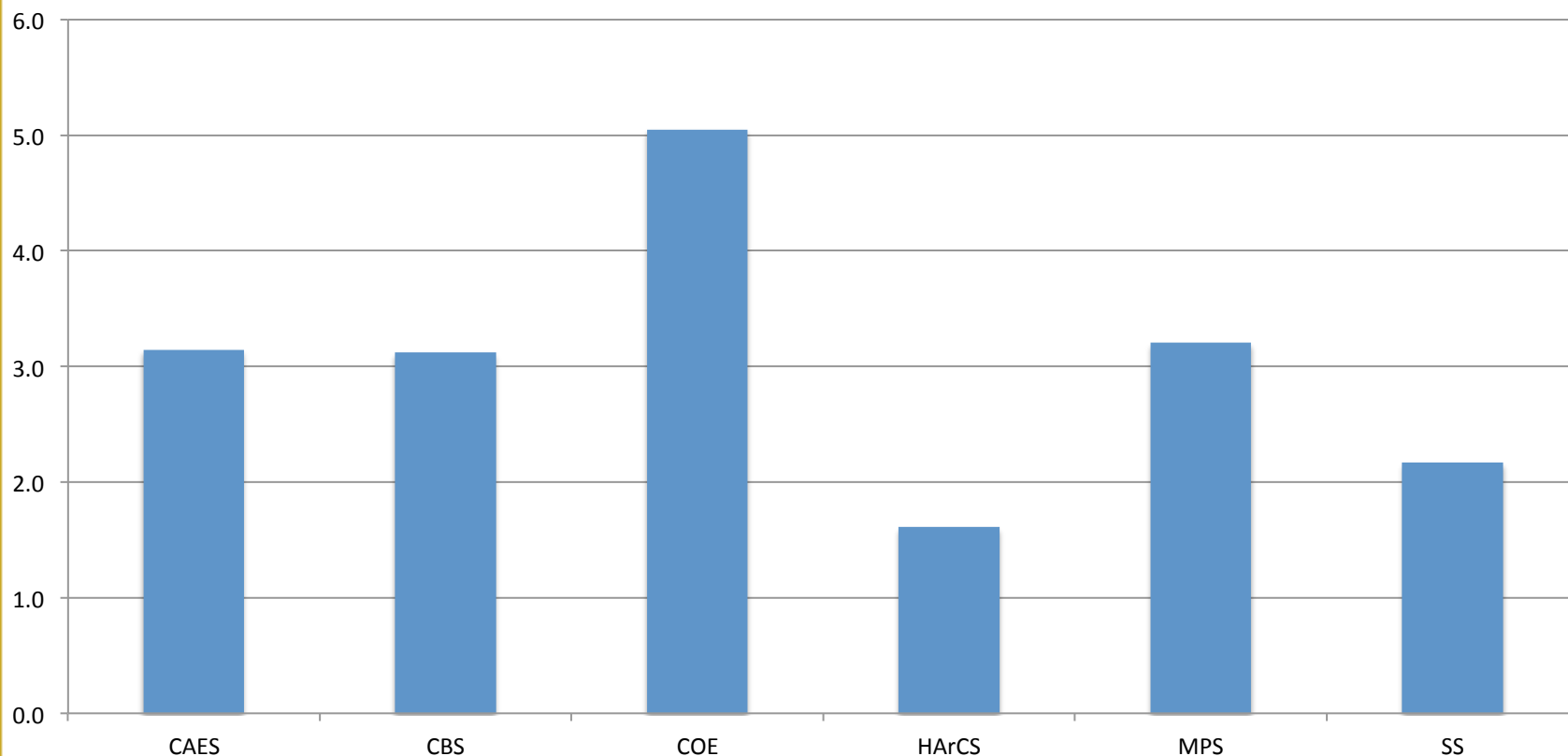
- New base net revenues, GF = \$510K
 - New base revenues, GF = \$1,350K: enrollment and SCH growth
 - New base expenditures GF = \$840K: employee benefits + OP tax
- New investments:
 - Teaching Assistants, 6-9 FTE (36-54 courses): \$215K - \$320K
 - Instructional computing labs: \$100K increase in IUC funding
 - Other instructional needs: \$90K - \$195K
- New ICR revenues = \$37K
 - Less than previously expected
 - Defer BST phase-out, increase in PI return
- 2012-13 budget cut = \$380K
 - For 2013-14 only, use carry-forwards: 40% by dean's office, 60% by departments

COE Undergraduate Majors per TA



Average undergraduate student majors per 9-month, 50% TA
2012-13 projected as of April 2013

Graduate Students per Faculty FTE (budgeted), 2011-12

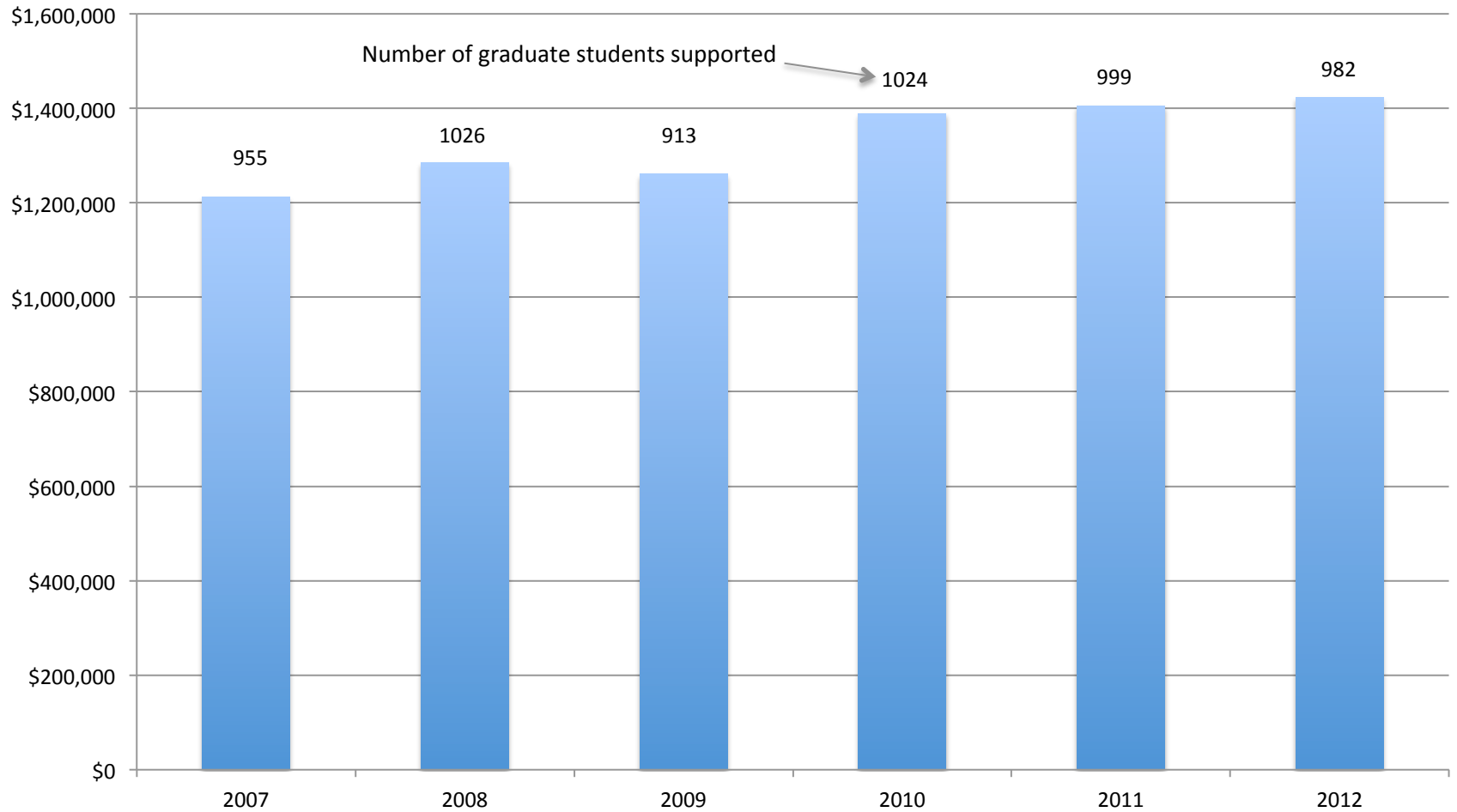


→ Ratio of COE graduate students to undergraduates = 0.31

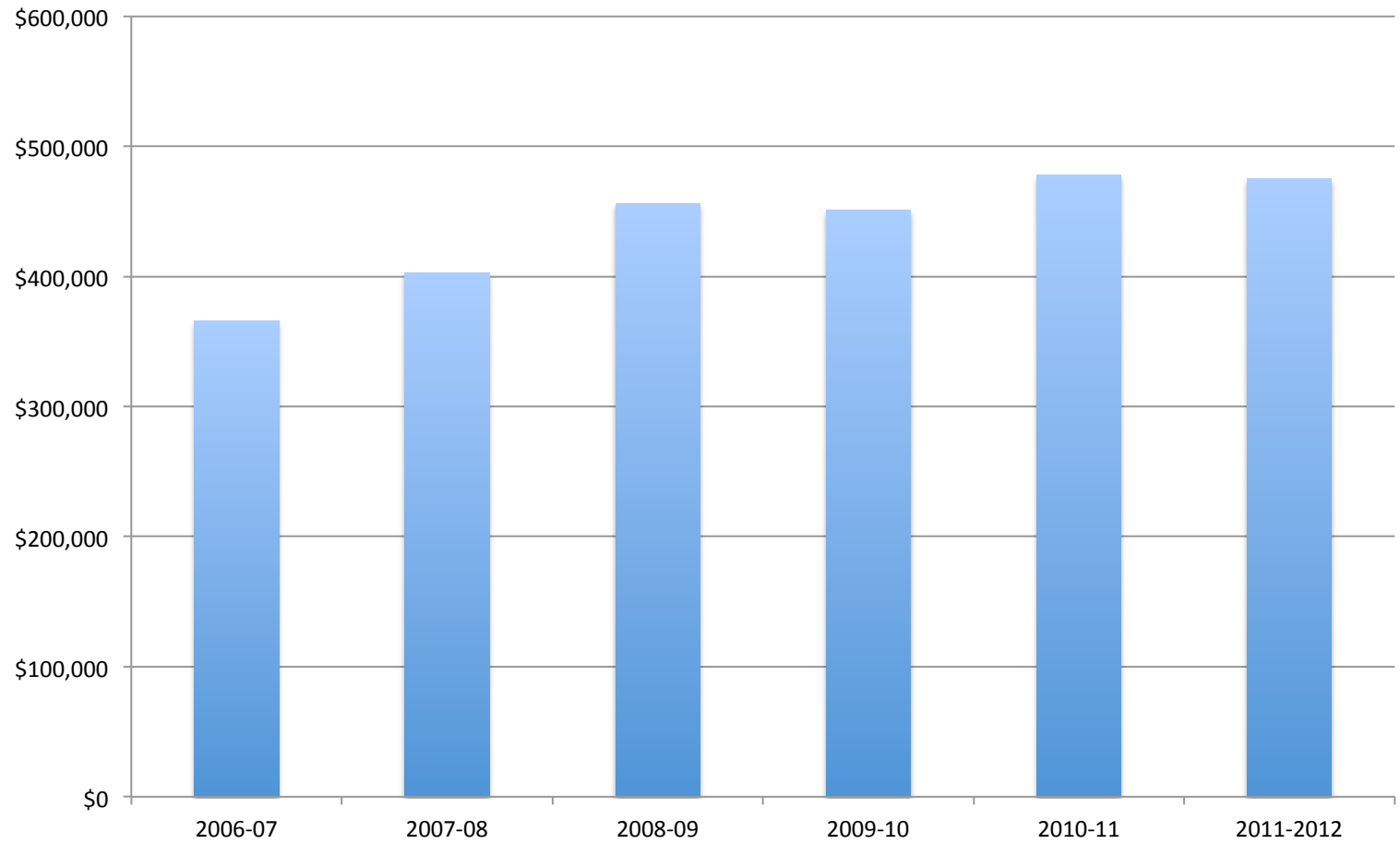
→ Ratio of PhD to all graduate students = 0.68

Graduate Student Support

Monthly fall stipends for GSRs, TAs, Fellowships



COE Extramural Research Expenditures per Faculty FTE



**COLLEGE OF ENGINEERING
USE OF FUNDS**

FUND SOURCES 1990X, 05397, 69750, 07427,19980,18082,20292

	FY 2012-13
<u>Basic operations & budget adjustments</u>	<i>Projected</i>
Faculty salaries	21,408,516
Staff salaries	7,337,712
Employee benefits	9,126,655
Supplies & expenses	2,874,268
Budgetary Savings Target	453,750
2012-13 budget reduction assigned to COE	380,000
OP tax	1,457,000
<u>Undergraduate Instruction</u>	
Teaching Assistants and Readers	1,931,910
Lecturers	237,754
Course materials	93,685
Instructional Computing (IUC)	200,000
<u>Graduate Students and Research Support</u>	
Graduate student costs (Block grants, TOPS, DGSA)	3,093,666
Graduate program costs (GG Admin, Recruitment)	117,212
ACCD/Research proposals cost-sharing commitments	220,000
Renovation/Infrastructure upgrades (non-start up)	568,000
Safety upgrades	40,000
Other departmental research /instrumentation/NRT costs	443,000
<u>Departmental & faculty support</u>	
Department chairs: stipends, summer salary	240,000
Faculty salary to School of Medicine (BME)	182,895
New faculty hires start up commitments	604,081
Faculty retentions and POP (commitments)	125,000
General, Automobile, and Employee Liability (GAEL) Insurance	98,776
ETTC	180,000
TOTAL USES	51,414,000

COE Budget Planning for 2013-14 ICR Changes

Spring 2013

	2012-13	2013-14
ICR generated within COE during 2011-12 ¹	\$8,778,000	\$8,146,000
Distribution percentage to colleges	34%	37%
ICR Distributed to COE	\$2,980,000	\$3,014,000
OP tax on all extramural expenditures ²	-\$829,800	-\$827,000
Benefits for ICR-supported staff ³	<u>-\$32,200</u>	<u>-\$32,200</u>
Net ICR funds distributed to COE	\$2,118,000	\$2,154,800
<i>Permanent commitments:</i>		
Return 10% to departments ⁴	-\$877,800	-\$814,600
2011-12 budget cut ⁵	-\$271,500	-\$271,500
Future benefit increases	-\$2,400	-\$2,400
Retire BST, 50% in 2012-13 ⁵	<u>-\$408,375</u>	<u>-\$408,375</u>
Remaining available funds	\$557,925	\$657,925
<i>Current-year uses under consideration:</i>		
Return 2%-3% of ICRs to PIs	-\$175,600	-\$162,900
ETTC operations: 2.0% to be matched by Provost ⁵	-\$131,700	-\$122,200
Development, to replace expiring campus funding ⁵		-\$150,000
Allowance for new start-up commitments	-\$125,000	-\$100,000
Allowance for college initiatives / cost-sharing	<u>-\$125,000</u>	<u>-\$100,000</u>
Subtotal - potential uses	-\$557,300	-\$635,100
Balance: Net ICR less uses	\$625	\$22,825

¹Excludes ICR related to ARRA funding. Also excludes \$3,512K in Garamendi ICRs.

²In 2012-13, all campus units will pay a 1.52% tax on research expenditures to support UCOP operations.

³In 2012-13, all campus units will pay benefit costs for staff paid on ICR funds.

⁴Previous distributions from OVCR have been 8%-10%.

⁵Adjusted to approximate Garamendi contributions.